



X-CR M DATA SHEET

**Stainless steel threaded stud
for fastening to concrete and steel**

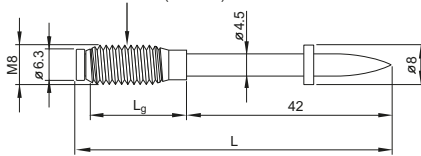


X-CR M Stainless steel threaded stud for fastening to concrete and steel

Product data

Dimensions

X-CR M8-__-42 P8 (DX-Kwik)



Material specifications

Shank:	CrNiMo alloy, $f_u \geq 1800 \text{ N/mm}^2$ (49 HRC)
Threaded sleeve:	A4 (AISI 316)
Zinc coating:	5–13 μm
Washers/guidance sleeve:	polyethylene

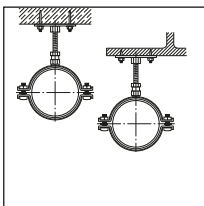
Approvals

DIBt (Germany): X-CR M8-__-42 P8 (DX-Kwik)

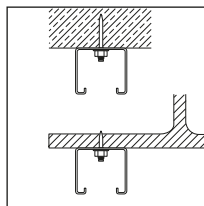


- Not all information presented in this product data sheet might be subject to approval/certificate content. Please refer to approval/certificate for further information.

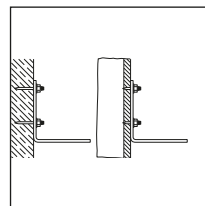
Applications



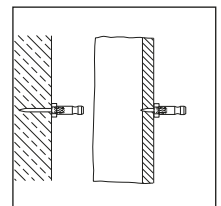
Base plates for pipe rings



Installation rails



Facade brackets



Special purpose connections

Performance data

Recommended resistance under tension load, shear load and bending moment

Designation	Tension load		Shear load	Bending moment
	$N_{rec,1}$	$N_{rec,2}$	V_{rec}	M_{rec}
	Compressive zone	Tension zone		
X-CR M8-__-42 P8	3.0 kN	0.9 kN	3.0 kN	5.5 Nm



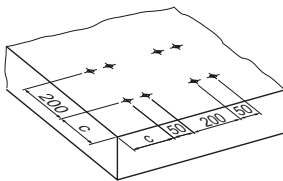
- DX-Kwik method (pre-drilling) for fastening to concrete: $f_{cc} \geq 20 \text{ N/mm}^2$.
- A sufficient redundancy has to be ensured, that the failure of a single fastening will not lead to collapse of the entire system.
- Observance of all pre-drilling requirements.
- For more details in relation to base material properties, please refer to the chapter Fastener selection guide in the Direct Fastening Manual (DFTM).

Application recommendation

Base material thickness

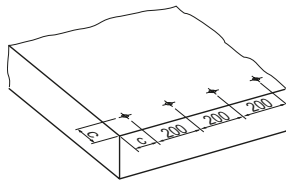
 X-CR M8-__-42 P8: $h_{min} = 100 \text{ mm}$

Fastener positioning in base material for fastening to concrete

Pairs


Reinforced * Non-reinforced

c 100 mm 150 mm

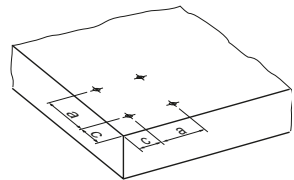
Row along edge


Reinforced * Non-reinforced

c 80 mm 150 mm

General

(e.g. group of fasteners)



Reinforced * Non-reinforced

 c 80 mm 150 mm
 a 80 mm 100 mm

* Minimum $\varnothing 6$ reinforcing steel continuous along all edges and around all corners. Edge bars must be enclosed by stirrups

Application limits for fastening to concrete

No general restrictions exist. Limitations are dependent on application and user requirements.

Corrosion information

- For fastenings exposed to weather or other corrosive conditions.
- Not for use in highly corrosive surroundings like swimming pools or highway tunnels.
- For more details, please refer to following technical document: Hilti Corrosion Handbook.

System recommendation

- For more details, please refer to the chapter Accessories and consumables compatibility in the Direct Fastening Technology Manual (DFTM).

Cartridge recommendation

Base material	Cartridge color (tool power level)	
		Tool type: DX 6 F8
	Cartridge type: 6.8/11 M	Cartridge type: 6.8/11 M
Soft/medium concrete	titanium ■ (2-6)	yellow ■, red ■
Tough concrete	titanium ■ (4-8)	yellow ■, red ■

- Tool power level adjustment by setting tests on site.
- Start tool energy selection with lowest recommended tool power level.
- Correct according requirement from chapter quality assurance.

Installation recommendation

	<p>Pre-drill with drill bit: TE-C-5/23B (Item-no. 28557) or TE-C-5/23 (Item no. 00061787)</p>
	<p>Tightening torque: $T_{rec} = 10 \text{ Nm}$</p>

- These are abbreviated instructions which may vary by application. ALWAYS review/follow the instructions accompanying the product.

Quality assurance
Fastening inspection

	Designation	Fastener stand-off h_{NVS}
	X-CR M8-14-42 P8 X-CR M8-22-42 P8	12.0–16.0 mm 20.0–24.0 mm

Fastener program

Designation	Item no.	Fastened material thickness $t_{l,max}$	L_g	L_s	Tools
X-CR M8-14-42 P8	255911	5.0 mm	14 mm	42 mm	DX 6 F8,
X-CR M8-22-42 P8	255910	13.0 mm	22 mm	42 mm	DX 5 F8, DX 460 F8, DX 36, DX 2